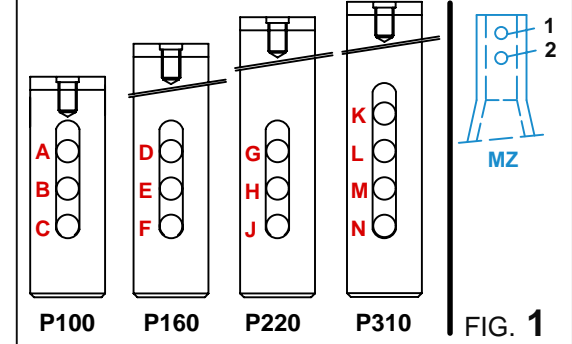
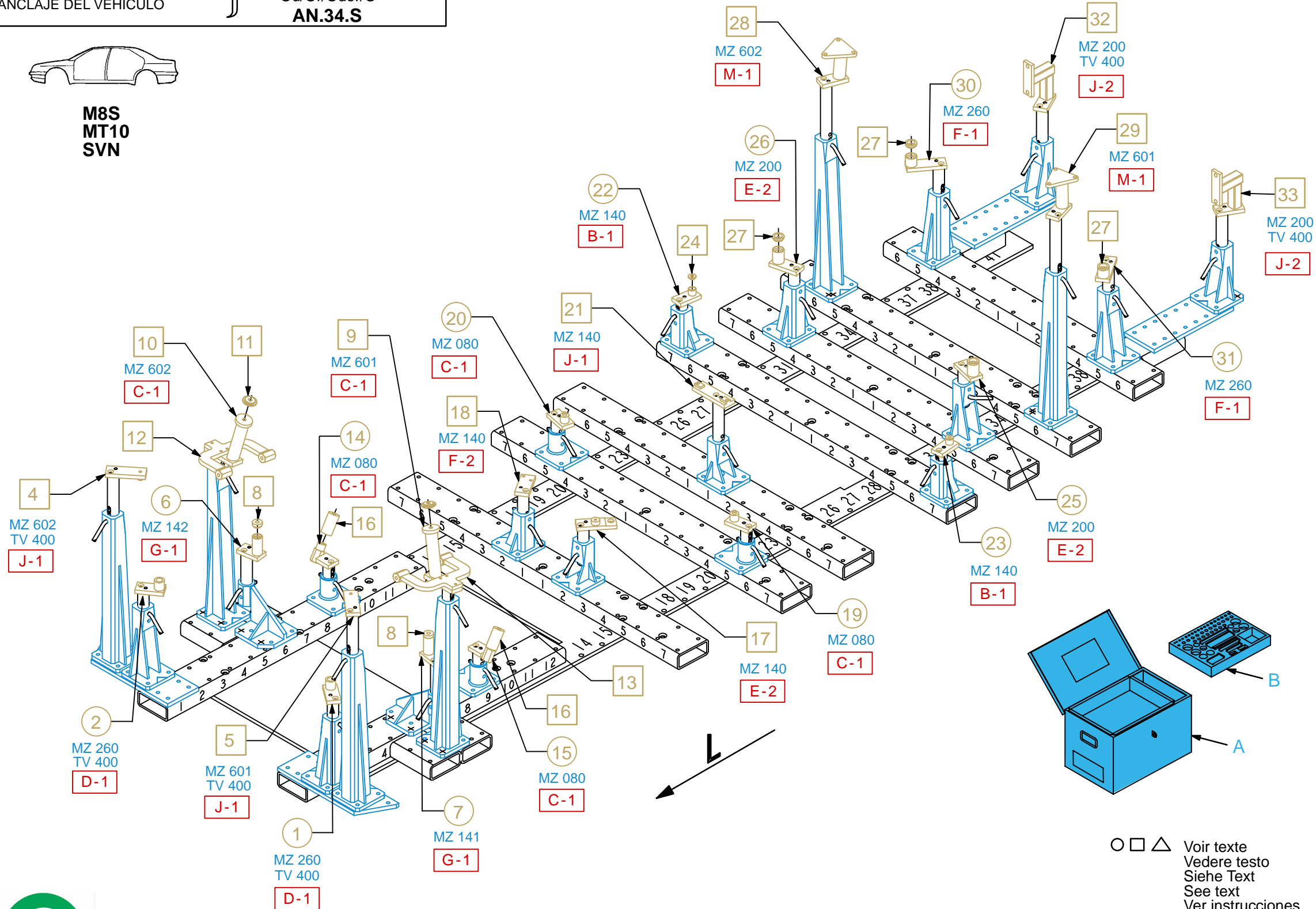


ANCRAGE DU VEHICULE  
ANCHORING OF THE VEHICLE  
VERANKERUNG DES FAHRZEUGS  
ANCORAGGIO DEL VEICOLO  
ANCLAJE DEL VEHICULO

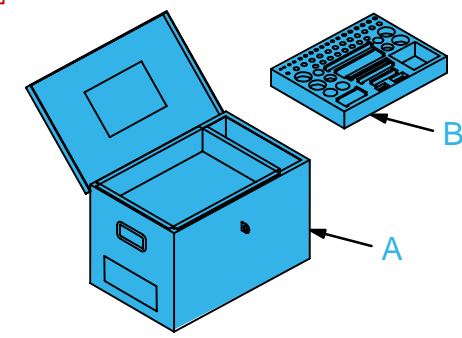
**AN.27.B + AN.27.03**  
Ou/Or/Oder/O  
**AN.34**  
Ou/Or/Oder/O  
**AN.34.S**



**M8S  
MT10  
SVN**



REP.	REFERENCE	NB	PDS	
1	2551.5001	1	0,6	
2	2551.5002	1	0,6	
3	2551.5003	2	0,6	
4	2551.5004	1	0,8	
5	2551.5005	1	0,8	
6	2551.5006	1	0,8	
7	2551.5007	1	0,8	
8	2551.5008	2	0,1	
9	2551.5009	1	1,5	
10	2551.5010	1	1,5	
11	2551.5011	2	0,1	
12	2551.5012	1	2,6	
13	2551.5013	1	2,6	
14	2551.5014	1	0,7	
15	2551.5015	1	0,7	
16	2551.5016	2	0,6	
17	2551.5017	1	0,7	
18	2551.5018	1	0,6	
19	2551.5019	1	0,7	
20	2551.5020	1	0,7	
21	2551.5021	1	0,9	
22	2551.5022	1	0,5	
23	2551.5023	1	0,5	
24	2551.5024	2	0,02	
25	2551.5025	1	0,9	
26	2551.5026	1	0,9	
27	2551.5027	4	0,05	
28	2551.5028	1	1,5	
29	2551.5029	1	1,5	
30	2551.5030	1	0,9	
31	2551.5031	1	0,9	
32	2551.5032	1	1,5	
33	2551.5033	1	1,5	
A	MZ2500.CR570B	1	11,6	
B	MR.2551.500	1	0,2	
	M 8-30	7		
	M 8-40	2		
	M 8-45	3		
	M 8-25	6		
	M 10-25	2		
	M 10-55	2		
	M 12-30	2		
	M 12x1,50-70	2		
	M 12x1,50-120	2		
	M 12x1,50-150	2		
	M 14x1,50-90	2		
	M 14x1,50-110	2		
	M 14x1,50-190	2		
	M 10	6		



○ □ △ Voir texte  
Vedere testo  
Siehe Text  
See text  
Ver instrucciones



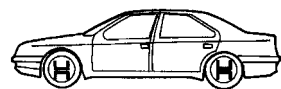
**BMW**

**2551.500**

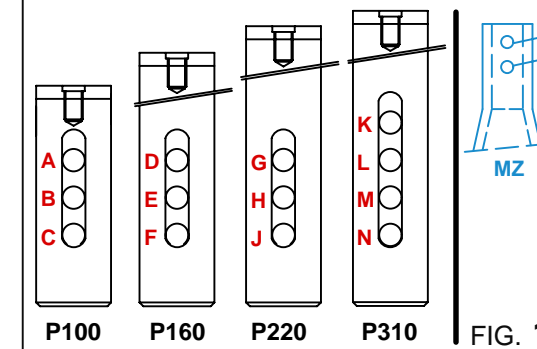
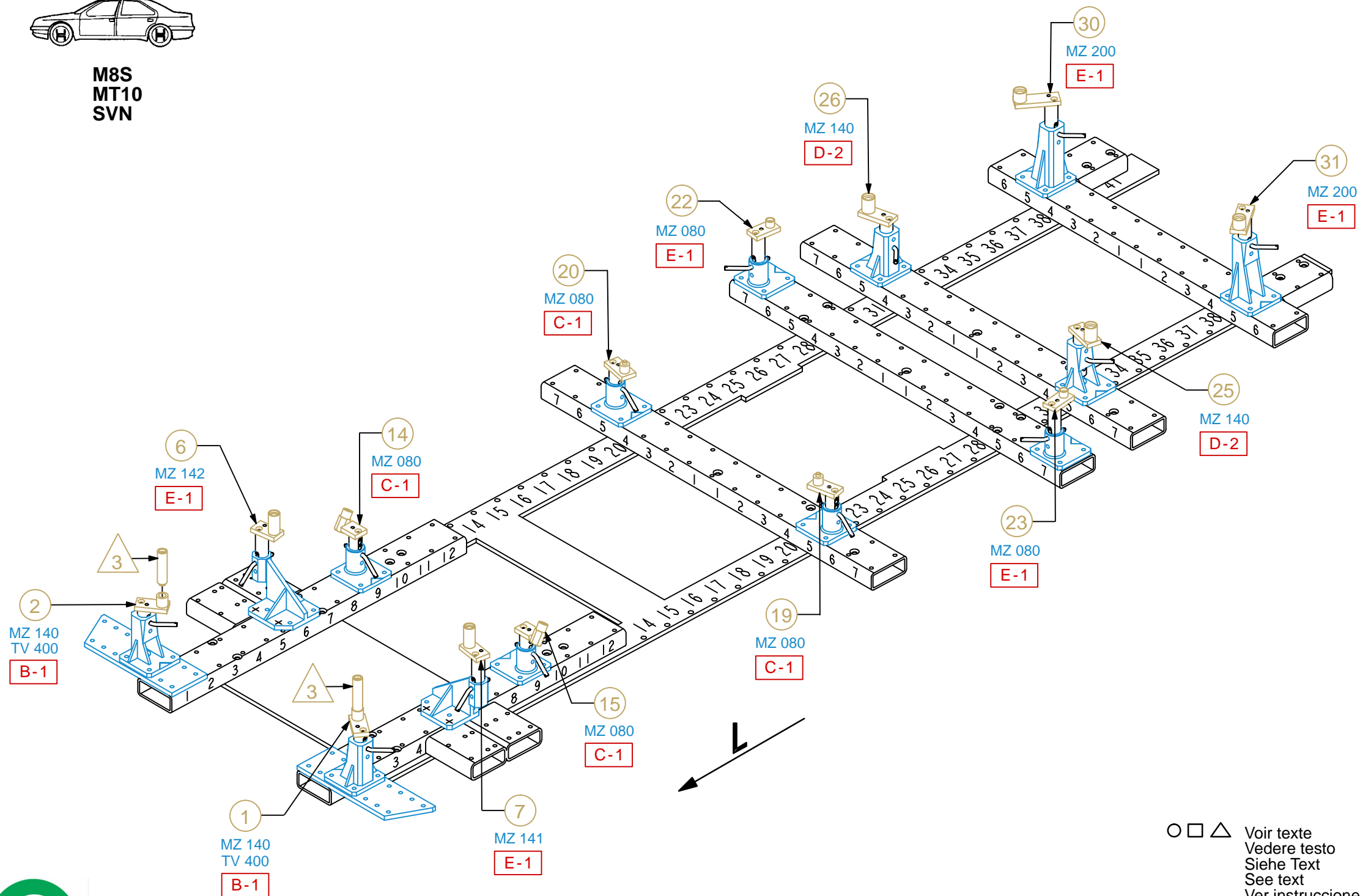
46 Kg	22.03.2010	406-D-31A
2551.500-RVA3-1		00

ANCRAGE DU VEHICULE  
ANCHORING OF THE VEHICLE  
VERANKERUNG DES FAHRZEUGS  
ANCORAGGIO DEL VEICOLO  
ANCLAJE DEL VEHICULO

**AN.27.B + AN27.03**  
Ou/Or/Oder/O  
**AN.34**  
Ou/Or/Oder/O  
**AN.34.S**



**M8S  
MT10  
SVN**



REP.	REFERENCE	NB	PDS	KEY	SYMBOL
1	2551.5001	1	0,6		
2	2551.5002	1	0,6	M12x1,50-70	
3	2551.5003	2	0,6		
4	2551.5004	1	0,8		
5	2551.5005	1	0,8	M8-45	
6	2551.5006	1	0,8		
7	2551.5007	1	0,8	M12x1,50-120	
8	2551.5008	2	0,1		
9	2551.5009	1	1,5		
10	2551.5010	1	1,5	M12-30	
11	2551.5011	2	0,1		
12	2551.5012	1	2,6		
13	2551.5013	1	2,6	M8-30	
14	2551.5014	1	0,7		
15	2551.5015	1	0,7	M12x1,50-150	
16	2551.5016	2	0,6		
17	2551.5017	1	0,7	M8-45	
18	2551.5018	1	0,6	M8-30	
19	2551.5019	1	0,7		
20	2551.5020	1	0,7		
21	2551.5021	1	0,9	M8-40	
22	2551.5022	1	0,5		
23	2551.5023	1	0,5	M10-55	
24	2551.5024	2	0,02		
25	2551.5025	1	0,9	M14x1,50-110	
26	2551.5026	1	0,9		
27	2551.5027	4	0,05	M14x1,50-190	
28	2551.5028	1	1,5		
29	2551.5029	1	1,5	M10-25 + M10	
30	2551.5030	1	0,9		
31	2551.5031	1	0,9	M14x1,50-90	
32	2551.5032	1	1,5		
33	2551.5033	1	1,5		
A	MZ2500.CR570B	1	11,6		
B	MR.2551.500	1	0,2		

M 8-30	7	
M 8-40	2	
M 8-45	3	
M 10-25	6	
M 10-55	2	
M 12-30	2	
M 12x1,50-70	2	
M 12x1,50-120	2	
M 12x1,50-150	2	
M 14x1,50-90	2	
M 14x1,50-110	2	
M 14x1,50-190	2	
M 10	6	

○ □ △ Voir texte  
Vedere testo  
Siehe Text  
See text  
Ver instrucciones

## 2551.500

46 Kg    22.03.2010    406-D-31B  
2551.500-RVA3-1    00

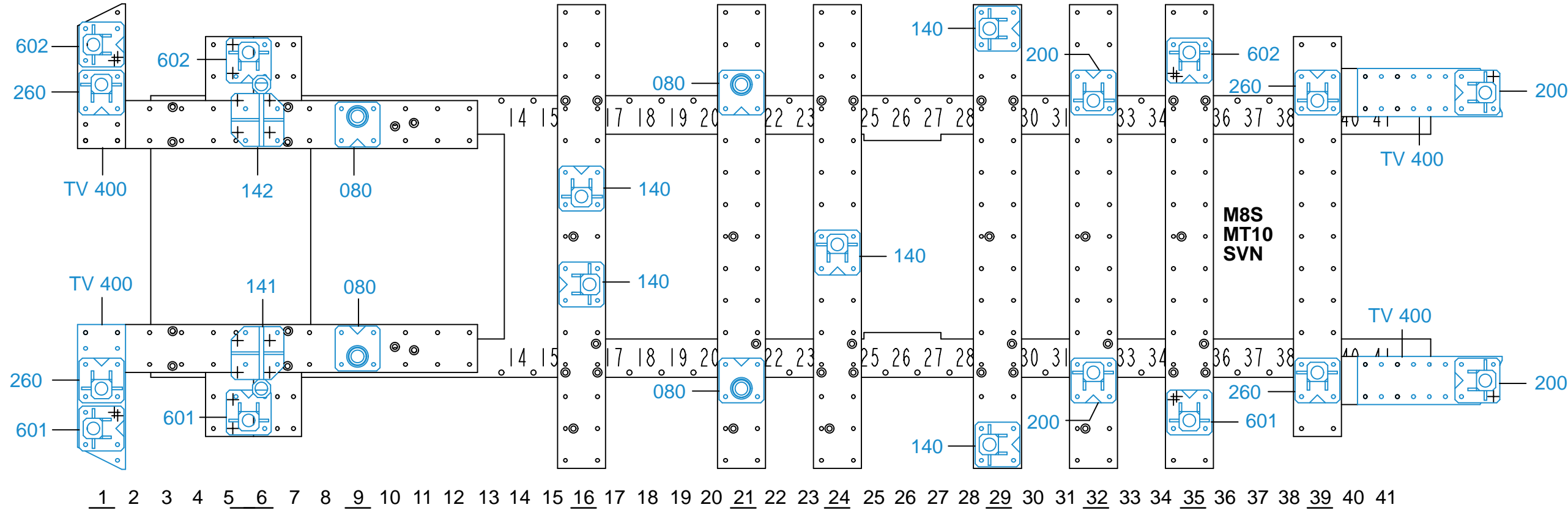
**BMW**



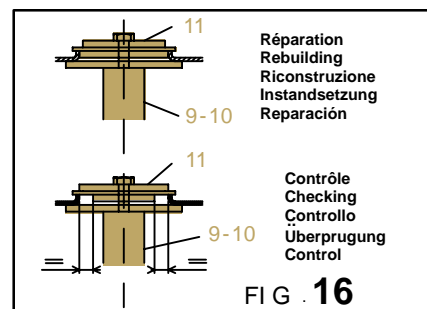
M8S  
MT10  
SVN

ANCORAGE DU VEHICULE  
ANCHORING OF THE VEHICLE  
VERANKERUNG DES FAHRZEUGS  
ANCORAGGIO DEL VEICOLO  
ANCLAJE DEL VEHICULO

**AN.27.B + AN27.03**  
Ou/Or/Oder/O  
**AN.34**  
Ou/Or/Oder/O  
**AN.34.S**



1 - 2	4 - 5	9 - 10 + 11	6 - 7 + 8	14 - 15 + 16	17	18	19 - 20	21	22 - 23 + 24	25 - 26 + 27	28 - 29	30 - 31 + 27	32 - 33
P160	P220	P100	P220	P100	P160	P160	P100	P220	P100	P160	P310	P160	P220
<b>D</b>	<b>J</b>	<b>C</b>	<b>G</b>	<b>C</b>	<b>E</b>	<b>F</b>	<b>C</b>	<b>J</b>	<b>B</b>	<b>E</b>	<b>M</b>	<b>F</b>	<b>J</b>
1	1	1	1	1	2	2	1	1	1	2	1	1	2
MZ 260 + TV 400	MZ 601/602 + TV 400	MZ 601/602	MZ 141/142	MZ 080	MZ 140	MZ 140	MZ 080	MZ 140	MZ 140	MZ 200	MZ 601/602	MZ 260	MZ 200 + TV 400
FIG. 2	FIG. 3	FIG. 4	FIG. 5	FIG. 6	FIG. 7	FIG. 8	FIG. 9	FIG. 10	FIG. 11	FIG. 12	FIG. 13	FIG. 14	FIG. 15

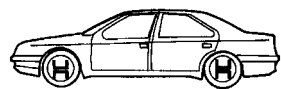


○ □ △ Voir texte  
Vedere testo  
Siehe Text  
See text  
Ver instrucciones



**BMW**

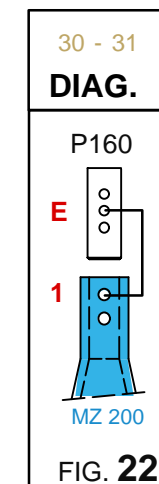
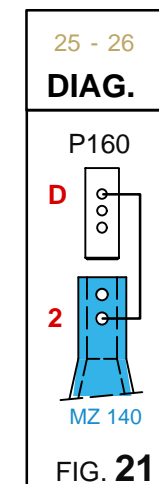
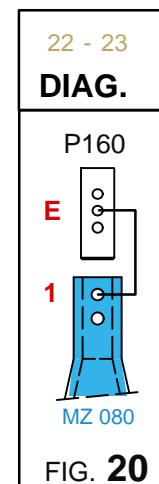
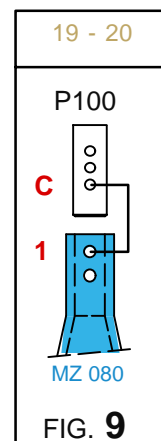
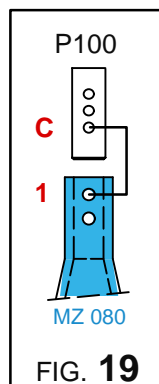
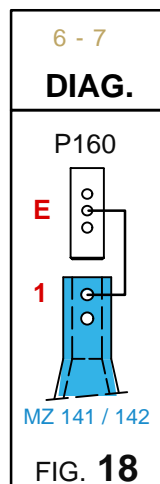
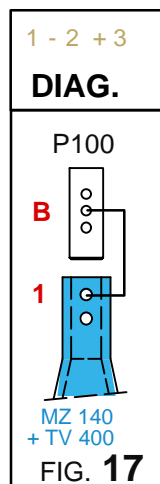
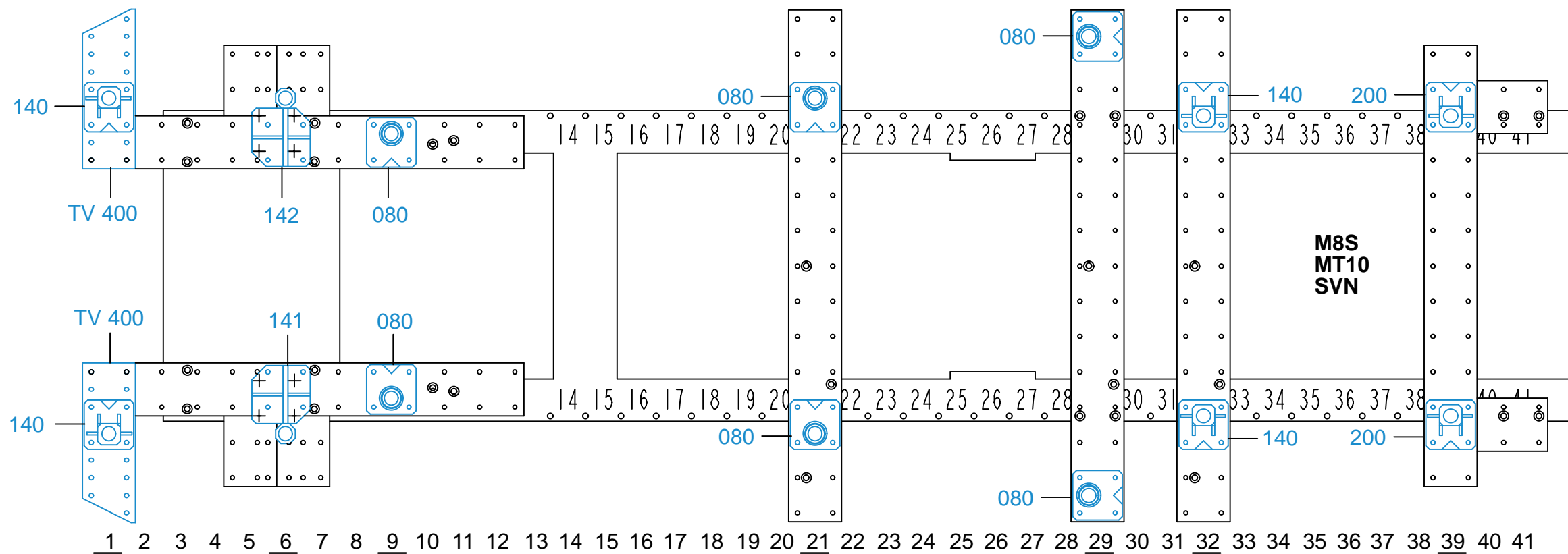
<b>2551.500</b>		
46 Kg	22.03.2010	406-D-31C
2551.500-RVA3-2		00



**M8S  
MT10  
SVN**

ANCORAGE DU VEHICULE  
ANCHORING OF THE VEHICLE  
VERANKERUNG DES FAHRZEUGS  
ANCORAGGIO DEL VEICOLO  
ANCLAJE DEL VEHICULO

**AN.27.B + AN.27.03**  
Ou/Or/Oder/O  
**AN.34**  
Ou/Or/Oder/O  
**AN.34.S**



○ □ △ Voir texte  
Vedere testo  
Siehe Text  
See text  
Ver instrucciones

**BMW**

**2551.500**

46 Kg | 10.06.2010 | 406-D-31D

2551.500-RVA3-2 | 00